



TEXTURE SPRAYERS

Graco's Complete Line of
Professional Texture Sprayers



PROVEN QUALITY. LEADING TECHNOLOGY.



THE MOST COMPLETE AND HIGHEST PERFORMING TEXTURE SPRAYER LINE

Experienced contractors know the difference. Graco professional texture sprayers are recognized as solid investments that perform reliably, year after year. Regardless of your texture application—decorative or smooth finishes, exterior or interior—Graco has a complete solution for you.

TRUST YOUR BUSINESS AND REPUTATION TO GRACO

Graco is committed to providing the highest quality texture airless sprayers available, backed by the industry's best warranty.

AMERICAN BUILT QUALITY SINCE 1926

100% factory-tested and field-proven Graco professional texture sprayers are designed, manufactured, and assembled in the USA with global components.

INDUSTRY-LEADING WARRANTY

Behind every Graco sprayer is the industry's strongest warranty. You may never use Graco's warranty—but if you do, we will be there.



GRACO-ONLY SOLUTIONS THAT KEEP YOU SPRAYING



PATENT PENDING

THE LONGEST LASTING PUMPS EVER BUILT

- Longest life in the industry with Vortex™ rotating piston rod
- 6X more gallons sprayed between repacks
- Extends pump rod life by 3X—delivering the industry's lowest cost of ownership



PATENT PENDING

STREAMLINE YOUR BUSINESS WITH BLUELINK™ SYSTEM

- Track every sprayer—exact location and hourly productivity
- Know job progress—ensure you're on time with needed materials
- Maximize uptime—set maintenance schedules, alerts, and jobsite notes

MAXFlo™ 2

PATENT PENDING

TRUE PACK-OUT PROTECTION

- Self-cleaning Vibra-Seal™ Technology provides more productivity
- Optimized fluid passageways for the heaviest coatings



PATENTED

THE EASIEST MAINTENANCE

- ProConnect™ 2—swap your pump in minutes with no tools
- Eliminates costly jobsite downtime
- QuikPak™—repack your pump in minutes

RotoFlex™

GRACO EXCLUSIVE

INNOVATIVE ONE-PIECE PUMP

- Flow-through design delivers smooth material flow
- Unmatched durability and lowest cost of ownership
- Exclusive FlexChange™ no-tools pump replacement system



GRACO EXCLUSIVE

SMARTSTART™ SYSTEM

- Automatically start and stop the pump and compressor
- Soft-start eliminates material blasts to ensure a quality finish
- Reduces noise and vibration while extending pump and compressor life

WideTex™

PATENT PENDING

WIDETEX™

- Delivers wide fan-spray pattern to finish faster
- Delivers the most consistent pattern
- Eliminates fatigue associated with circular gun movement

PressureBoost

GRACO EXCLUSIVE

PRESSURE BOOST TECHNOLOGY

- Exclusive pressurized hopper gun design
- 6X faster than traditional hopper guns
- The power of a large spray rig in the palm of your hand











GET THE INTERIOR AND EXTERIOR FINISH YOU WANT

With the widest selection of texture sprayers to choose from and a host of performance enhancing accessories, there is a Graco texture sprayer to help you complete your projects — no matter what finish you desire.



INTERIOR TEXTURE

EXTERIOR TEXTURE

								
	SIMULATED ACOUSTIC (POPCORN)	ORANGE PEEL, FINE SPLATTER	SPLATTER	KNOCKDOWN	SMOOTH, LEVEL 5, AND SKIM COAT	TEXTURED ACRYLICS AND ELASTOMERICS	EIFS AND SYNTHETIC STUCCO FINISH COATS	DECK COATINGS
COMMONLY USED MATERIALS	Ceiling Spray Textures Containing Polystyrene or Vermiculite Aggregate (Fine, Medium, Coarse)	All-Purpose Joint Compounds Lightweight Joint Compounds Wall and Ceiling Spray Textures	All-Purpose Joint Compounds Lightweight Joint Compounds Wall and Ceiling Spray Textures	All-Purpose Joint Compounds Lightweight Joint Compounds Wall and Ceiling Spray Textures	All-Purpose Joint Compounds Lightweight Joint Compounds Wall and Ceiling Spray Textures Skim Coat Materials Wall Surfacing Materials	Textured Acrylic Materials Textured Elastomeric Materials	Textured Acrylic Materials Used as the Final Coat in a Multilayered Wall System	Decorative and Anti-skid Deck Coatings
SPRAYER RECOMMENDATIONS	Gravity-Fed Hopper Gun ● FastFinish™ Hopper Gun ●● RTX™ 1400Si ●● RTX 2000Pi ●●● RTX 2500Pi ●●●● RTX 5000Pi ●●●●● GTX 2000Ex ●●●●● HTX™ 2030 ●●●●● 10:1 President® ●●●●● T-MAX 6912™●●●●●	Gravity-Fed Hopper Gun ● FastFinish Hopper Gun ●● RTX 1400Si ●● RTX 2000Pi ●●● RTX 2500Pi ●●●● RTX 5000Pi ●●●●● GTX 2000Ex ●●●●● T-MAX 6912™ ●●●●● Mark IV HD™* ●● Mark V HD™* ●● Mark X HD™* ●● GMAX® II 5900 HD* ●● GMAX II 7900 HD* ●● HTX 2030 ●●●●● DutyMax GH 230 HD* ●●● DutyMax GH 300 HD* ●●●	Gravity-Fed Hopper Gun ● FastFinish Hopper Gun ●● RTX 1400Si ●● RTX 2000Pi ●●● RTX 2500Pi ●●●● RTX 5000Pi ●●●●● GTX 2000Ex ●●●●● T-MAX 6912™ ●●●●● Mark IV HD* ●● Mark V HD* ●● Mark X HD* ●● GMAX II 5900 HD* ●● GMAX II 7900 HD* ●●● HTX 2030 ●●●●● DutyMax GH 230 HD* ●●● DutyMax GH 300 HD* ●●●	Gravity-Fed Hopper Gun ● FastFinish Hopper Gun ●● RTX 1400Si ●● RTX 2000Pi ●●● RTX 2500Pi ●●●● RTX 5000Pi ●●●●● GTX 2000Ex ●●●●● T-MAX 6912™ ●●●●● Mark IV HD* ●● Mark V HD* ●● Mark X HD* ●● GMAX II 5900 HD* ●● GMAX II 7900 HD* ●●● HTX 2030 ●●●●● DutyMax GH 230 HD* ●●● DutyMax GH 300 HD* ●●●	Mark IV HD ● Mark V HD ●● Mark X HD ●● GMAX II 5900 HD ●● GMAX II 7900 HD ●● HTX 2030 ●●●●● DutyMax GH 230 HD* ●●●● DutyMax GH 300 HD* ●●●● T-MAX 6912 ●●●●●	Gravity-Fed Hopper Gun ● FastFinish Hopper Gun ●● RTX 5000Px ●●● RTX 5500Px ●●●●● Use with aggregates up to 3 mm GTX 2000Ex ●●● Use with aggregates up to 2 mm HTX 2030 ●●●●● Use with aggregates up to 2.0 mm 10:1 President ●●●●● Use with aggregates up to 2.0 mm T-MAX 6912™ ●●●●● Use with aggregates up to 2.0 mm	Gravity-Fed Hopper Gun ● FastFinish Hopper Gun ●● RTX 5000Px ●●● RTX 5500Px ●●●●● Use with aggregates up to 3 mm GTX 2000Ex ●●● Use with aggregates up to 2 mm HTX 2030 ●●●●● Use with aggregates up to 2.0 mm 10:1 President ●●●●● Use with aggregates up to 2.0 mm T-MAX 6912™ ●●●●● Use with aggregates up to 2.0 mm	Gravity-Fed Hopper Gun ● FastFinish Hopper Gun ●● RTX 5000Px ●●● RTX 5500Px ●●●●● Use with aggregates up to 3 mm T-MAX 6912™ ●●●●● Use with aggregates up to 2.0 mm
TEXTURE ACCESSORIES	WIDETEX KIT – 24S142 (RTX 1500, GTX 2000ex) SIPHON KIT – 24B112 (GTX 2000ex) AIR LINE KIT – 24B117 (GTX 2000ex)	WIDETEX KIT – 24S142 (RTX 1500, GTX 2000ex) SIPHON KIT – 24B112 (GTX 2000ex) AIR LINE KIT – 24B117 (GTX 2000ex) AIR ATOMIZER KIT – 244223 (All Mark HD, GMAX II HD, DutyMax HD) 25 GAL. HOPPER – 287987 (All Mark HD, Gmax II HD, DutyMax HD, HTX 2030) 55 GAL. SIPHON SET – 289669 (Mark X HD, Gmax II 7900 HD, DutyMax GH 230 HD, DutyMax GH 300 HD)	WIDETEX KIT – 24S142 (RTX 1500, GTX 2000ex) SIPHON KIT – 24B112 (GTX 2000ex) AIR LINE KIT – 24B117 (GTX 2000ex) AIR ATOMIZER KIT – 244223 (All Mark HD, GMAX II HD, DutyMax HD) 25 GAL. HOPPER – 287987 (All Mark HD, Gmax II HD, DutyMax HD, HTX 2030)) 55 GAL. SIPHON SET – 289669 (Mark X HD, Gmax II 7900 HD, DutyMax GH 230 HD, DutyMax GH 300 HD)	AIR ATOMIZER KIT – 244223 (All Mark HD, GMAX II HD, DutyMax HD)) 25 GAL. HOPPER – 287987 (All Mark HD, Gmax II HD, DutyMax HD, HTX 2030) 55 GAL. SIPHON SET – 289669 (Mark X HD, Gmax II 7900 HD, DutyMax GH 230 HD, DutyMax GH 300 HD)	25 GAL. HOPPER – 287987 (All Mark HD, Gmax II HD, DutyMax HD, HTX 2030) 55 GAL. SIPHON SET – 289669 (Mark X HD, Gmax II 7900 HD, DutyMax GH 230 HD, DutyMax GH 300 HD) HIGH PRESSURE PUMP KIT – 24B140 (HTX 2030)	HARDENED WIDETEX KIT – 24S143 (RTX 1500, GTX 2000ex) EXTERNAL AIR KIT – 287328 (RTX 5500ex)	HARDENED WIDETEX KIT – 24S143 (RTX 1500, GTX 2000ex) EXTERNAL AIR KIT – 287328 (RTX 5500ex)	HARDENED WIDETEX KIT – 24S143 (RTX 1500, GTX 2000ex) EXTERNAL AIR KIT – 287328 (RTX 5500ex)

*User-supplied air compressor and Air Atomizer Kit (Part # 244223) required for this application.
** Requires user supplied air compressor. Minimum 20 SCFM recommended

FINISH SMALL TEXTURE JOBS UP TO 6X FASTER

THE POWER OF A LARGE SPRAY RIG IN THE
PALM OF YOUR HAND

Innovative system uses air to boost performance and deliver a superior spray finish.

HOLD 20 LBS OVER YOUR HEAD FOR ONE HOUR—OR JUST 10 MINUTES?



**Gravity-Fed
Hopper Gun**
1 HOUR



**FastFinish Texture
Spray System**
10 MIN

ROOM REMODEL
700 sq ft knockdown application
14 gallons material

**UP TO
6X
FASTER!**



See FastFinish
in action!



graco.com/fastfinish

HOW IT WORKS



- 1) Air enters gun
- 2) Adjustable Flow Control sends air to hopper
- 3) Air pushes down on material
- 4) Pressurized material and air mix, creating a texture finish

TEXSPRAY FASTFINISH TEXTURE SPRAY SYSTEM

Small and portable, FastFinish maximizes material and air flow — making it the ideal solution for smaller texture jobs.

TEXSPRAY FASTFINISH PRO TEXTURE SPRAY SYSTEM INCLUDES:



FASTFINISH CF9 AIR COMPRESSOR (PATENT PENDING)

- Powerful 9 cfm @ 40 psi
(Maximum pressure 60 psi)
- Better atomization and projection

Heavy-Duty 2 HP AC Motor

- 120V, 15 amp

Piston-Powered Tankless Design

- 4X larger passageways deliver 30% more airflow
- Always ready to spray: no draining or maintenance

Light and Portable Cart Design

- One-person loading

FASTFINISH PRESSURE-BOOSTED HOPPER GUN (PATENT PENDING)

4 mm, 6 mm, 8 mm Nozzles

WideTex Fan Spray Kit

Sealed Hopper to keep material fresh

- Spray overhead and in tight spaces without spills

**3/8 IN X 50 FT
PREMIUM NON-MARKING
AIR HOSE**



SPRAYS ALL FINISHES:

- Acoustics
- Drywall mud
- Knockdown
- Splatter
- Orange peel
- Fine concrete overlays
- Deck coatings
- Fireproofing
- Waterproofing
- Deck coatings
- Much more

TEXSPRAY FASTFINISH	PART #	INCLUDES
FastFinish Pro Texture Spray System	25D492	FastFinish Pressure-Boosted Gun, CF9 Compressor, 3/8 in x 50 ft Air Hose
FastFinish Standard Texture Spray System	25D494	G-TEX Gravity-Feed Gun, CF9 Compressor, 3/8 in x 50 ft Air Hose
FastFinish CF9 Air Compressor	25D490	CF9 Air Compressor Only
FastFinish Pressure-Boosted Hopper Gun	25D496	FastFinish Pressure-Boosted Gun, 1.5 Gallon Hopper, 3 Nozzles, WideTex
G-TEX Gravity-Feed Hopper Gun	25D497	G-TEX Gravity-Feed Gun, 1.5 Gallon Hopper, 3 Nozzles

CHOOSE THE RIGHT SERIES OF TEXTURE SPRAYER

With a Graco air compressor built in, these air-assisted texture sprayers are complete “out-of-the-box” solutions that are built to make your work easier, faster, and more productive.

Only Graco is committed to professional texture contractors by offering the widest variety of texture solutions.

INTERIOR JOBS

STANDARD
INTERIOR SERIES

EVERYDAY RELIABILITY Residential and Remodel Contractor

- Applying texture periodically
- Jobs are often smaller
- Need everyday reliability
- Don't need extra features

PRO/INTERIOR
SERIES

WORK SMARTER, FINISH MORE JOBS Large Residential and Commercial Interior Contractor

- Applying texture every day
- Tackle medium to large projects
- Moving frequently from job to job
- Need time-saving features to get on to the next job

EXTERIOR JOBS

PRO/EXTERIOR
SERIES

FOR THE TOUGHEST JOBS Large Commercial and Commercial Exterior Contractor

- Applying exterior texture finishes often
- Complete small, medium, and large jobs
- Need a powerful yet compact sprayer for a wide range of materials



STANDARD
INTERIOR SERIES

RTX 1400si

Material Flow
Air Flow

1.4 GPM (5.3)
6.1 CFM (.17)



PRO/INTERIOR
SERIES

RTX 2000Pi

2.0 GPM (7.6)
6.1 CFM (.17)



PRO/INTERIOR
SERIES

RTX 2500Pi

2.5 GPM (9.5)
6.1 CFM (.17)



PRO/INTERIOR
SERIES

RTX 5000Pi

5.0 GPM (19)
8.6 CFM (.24)



PRO/EXTERIOR
SERIES

RTX 5000Px

5.0 GPM (19)
8.6 CFM (.24)



PRO/EXTERIOR
SERIES

RTX 5500Px

5.5 GPM (21)
9.1 CFM (.26)

INTERIOR JOBS

EXTERIOR JOBS

PRODUCTIVITY

STANDARD
INTERIOR SERIES

RTX STANDARD INTERIOR SERIES EVERYDAY RELIABILITY

RTX Standard Interior Series sprayers are designed for the residential and repaint contractor that demands everyday reliability.



GET THE JOB DONE QUICKLY Jobsite-Proven RotoFlex II Pump

- 1.4 gpm output
- Innovative braided pump tube for longest life

33% MORE AIR FOR DEMANDING FINISHES

- High-Output 6.1 cfm Air Compressor**
- High-output, maintenance-free design
 - Projects materials farther

IMPROVED POWER AND PERFORMANCE

- 120 V AC High-Output Electric Motor**
- Optimized single-motor design operates air compressor and RotoFlex™ pump

IMPROVED HANDLING AND FLEXIBILITY

- Skip-Bond Material/Air Hose**
- Both hoses are permanently bonded together for easy handling

ELIMINATE COSTLY DOWNTIME

- FlexChange Pump Section**
- Swap your RotoFlex pump in seconds — no tools required

MAXIMUM CONTROL

- Adjustable Material Flow Control**
- Quickly adjust material flow up or down with easy-to-read gauge

COMFORTABLE SPRAYING

- Lightweight Spray Gun**
- Easy-to-use air and trigger adjustments in a durable, corrosion-resistant design

CONVENIENT STORAGE

- Onboard Toolbox**
- Conveniently store nozzles and accessory items



TEXSPRAY RTX STANDARD INTERIOR SERIES	PART #	GPM (LPM)
TexSpray RTX 1400si	17H572	1.4 (5.3)

RTX PRO INTERIOR SERIES

WORK SMARTER, FINISH MORE JOBS



Optimized texture systems perfect for contractors seeking time-saving features to increase productivity to get to the next jobsite faster.



RTX Pro Interior Series sprayers include:

- RotoFlex Pump
- High-Output Air Compressor
- FlexChange Pump Section



PLUS TRIGGER-ACTIVATED POWER SmartStart System

- Automatically start and stop the pump and compressor
- Soft-start eliminates material blasts to ensure a quality finish
- Reduces noise and vibration while extending pump and compressor life



TOTAL SPRAY CONTROL Heavy-Duty Aluminum Trigger Gun

- Select prime mode at the gun with Integrated Prime Selector
- Spray more material longer with durable aluminum design and oversized passages

MORE AIR FOR DEMANDING FINISHES

Twin-Cylinder Air Compressor (5000PI only)

- High-output, maintenance-free design runs at lower RPM for longest life

INCREASE PRODUCTIVITY BY OVER 20%

WideTex Tips and Adapter

- Spray uniform, repeatable patterns with less material and pressure adjustment

IMPROVED HANDLING AND FLEXIBILITY

Skip-Bond Material/Air Hose

- Both hoses are permanently bonded together for easy handling



120 V MaxPower®
Brushless DC Motor with
15/20 amp switch
(RTX 5000pi only)

TEXSPRAY RTX PRO INTERIOR SERIES	PART #	GPM (LPM)
TexSpray RTX 2000PI	17H573	2.0 (7.6)
TexSpray RTX 2500PI	17U219	2.5 (9.5)
TexSpray RTX 5000PI	17H575	5.0 (18.9)



RTX PRO EXTERIOR SERIES

TACKLE EXTERIOR JOBS OF ALL SIZES

Ideal for large residential and commercial contractors needing a compact yet powerful texture sprayer capable of handling a wide variety of materials, such as synthetic stuccos, deck coatings, and more.

RTX Pro Exterior Series sprayers include:

- RotoFlex Pump
- FlexChange Pump Section

PLUS TRIGGER-ACTIVATED POWER

SmartStart System

- Automatically start and stop the pump and compressor
- Soft-start eliminates material blasts to ensure a quality finish
- Reduces noise and vibration while extending pump and compressor life

MORE AIR FOR DEMANDING FINISHES

Twin-Cylinder Air Compressor

- High-output, maintenance-free design runs at lower RPM for longest life



INCREASE PRODUCTIVITY BY OVER 20%

WideTex with Hardened Tips and Adapter

- Spray uniform, repeatable patterns with less material and pressure adjustment
- 2X harder than Standard WideTex tips!

ADDED AIR CAPABILITY

External Air Input

- Allows external air to be used for demanding finishes

TOTAL SPRAY CONTROL

Heavy-Duty Aluminum Trigger Gun

- Select prime mode at the gun with Integrated Prime Selector
- Spray more material longer with durable aluminum design and oversized passages

IMPROVED HANDLING AND FLEXIBILITY

Heavy-Duty Material/Air Hose

- Both hoses are permanently bonded together for easy handling

240 V POWER OPTION

TexSpray RTX 5500Px

- Connects to standard 220-240 V L6-30 receptacles (3 wire) on most distribution boxes or generators

TEXSPRAY RTX PRO EXTERIOR SERIES	PART #	GPM (LPM)
TexSpray RTX 5000Px	17H579	5.0 (18.9)
TexSpray RTX 5500Px	17H581	5.5 (20.8)

HTX 2030 GAS MECHANICAL TEXTURE SPRAYER

SPRAY THE MOST DEMANDING MATERIALS

The HTX 2030 is specifically engineered to spray nearly everything — from exterior smooth and aggregate coatings, elastomerics, acrylic coatings, drywall mud finishes, as well as paints and primers, with the available high-pressure MaxLife® Endurance™ Pump.



- TIME-SAVING
PRODUCTION RATES**
- High-Output Texture Pump**
- Pump aggregated materials up to 2.0 mm with extra large passages
 - More uptime with no-tools hose connections at pump and gun
 - Consistent, optimal performance with innovative foot valve soft seal



- FULL-RANGE
FLOW CONTROL**
- PowerFlo™ Control System**
- Remotely stops and starts material flow right at the pump
 - Smooth, controlled material flow prevents pack-out conditions
 - Soft start eliminates material blast to ensure finish quality

- REDUCED PACK-OUT CONDITIONS**
- StraightThru™ Fluid Path**
- Easily spray more demanding and aggressive aggregate materials

TEXTURE APPLICATIONS

Interior and exterior texture finishes with aggregate size up to 2.0 mm



TexSpray HTX 2030 Complete



TexSpray HTX 2030 Complete +

TEXSPRAY HTX	PART #	GPM (LPM)
TexSpray HTX 2030 Complete w/FreeFlo Inline Gun w/50' Hose	258740	3.0 (11.4)
TexSpray HTX 2030 Complete w/STX Trigger Gun Applicator w/50' Hose	26C681	3.0 (11.4)
TexSpray HTX 2030 Complete w/STX Trigger Gun w/100' Hose	26C682	3.0 (11.4)
TexSpray HTX 2030 Complete Plus+ w/FreeFlo Inline Gun w/50' Hose	258741	3.0 (11.4)
TexSpray HTX 2030 Complete Plus+ w/ STX Trigger Gun Applicator w/50' Hose	26C683	3.0 (11.4)
TexSpray HTX 2030 Complete Plus+ w/ STX Trigger Gun w/100' Hose	26C684	3.0 (11.4)

APPLICATORS FOR EVERY JOB

FreeFlo™ Inline Gun

- Maximum flow from oversized, unobstructed fluid passages

NEW! STX Trigger Gun Applicator

- Virtually eliminates pack-out, while providing a soft-start when trigger is pulled
- Automatically turns on/off pump with trigger for easier operation
- Ideal for spraying EIFS and synthetic stucco finish coats
- Consistent material coverage in either a round pattern or wide fan pattern



3 ft Pole Gun*

- Extended reach to minimize repositioning of lifts and ladders
- Spray in a wide fan pattern

FlexHead™ Pole Gun*

- Greater control in tight areas — on scaffolding and around architectural detail
- Spray in a wide fan pattern

AIR-POWERED TEXTURE SPRAYERS

HIGH-PERFORMANCE SOLUTIONS FOR HEAVY-DUTY JOBS

Powered by your external air compressor, these air-powered texture solutions get the job done fast — whether coating a large interior surface or applying an exterior aggregate finish on a large commercial job.



GTX 2000EX

A highly portable texture system for both smooth materials and those with fine aggregates, the GTX 2000EX is the ideal solution for drywall muds, deck coatings, and exterior aggregate acrylic and elastomeric finishes.

TEXSPRAY GTX	PART #	GPM (LPM)
TexSpray GTX 2000EX	257030	4.0 (15.1)

JOBSITE-PROVEN PERFORMANCE

Husky™ 1040 Double Diaphragm Pump

- Texture delivery rates to 4.0 gpm from durable, high-output 1-inch pump

DURABLE, USER-FRIENDLY SPRAYING

Air Spray Heavy-Duty Trigger Gun

- Pump heavy mud mixes and larger aggregate with oversized fluid passages
- Quick nozzle changes with extra-coarse gun head threads

LONGER SPRAY TIME

Largest 17-Gallon Capacity Hopper

- Easy cleanup and removal with no tools

COMPLETE CONTROL

Separate Pump/Gun Air Controls

- Produce precise, consistent, and repeatable texture finishes

IMPROVED HANDLING AND FLEXIBILITY

Skip-Bond Material/Air Hose

- Both hoses are permanently bonded together for easy handling
- Oversized grip with no-tools hose connection

MOISTURE BUILDUP ELIMINATED

Onboard Air Filtration

- Automatically filters air to keep your sprayer running at optimal performance

EASY SETUP AND OPERATION

EvenFlow® Valve

- Smooth, even material flow with air regulators and pressure gauges

CONSISTENT FINISH QUALITY

Relax-A-Valve (Carbon Steel Model Only)

- Eliminates the material blast and ensures a soft start with easy trigger pull

TIME-SAVING PRODUCTION RATIOS

High-Output Piston Pump

- Submerged foot valve ensures the pump is preloaded with material
- Texture delivery rates to 3.0 gpm (11 lpm) at 1000 psi (69 bar)
- Available in both carbon steel and stainless steel



PRESIDENT 10:1

The President 10:1 is the ideal solution when you need to pump from a drum. This proven sprayer is ideal for smooth to heavily aggregated materials containing silica sand, perlite, vermiculite, or polystyrene.

MAINTENANCE-FREE DESIGN

Heavy-Duty Graco Air Motor

- Proven air motor delivers years of reliable, dependable operation

EASY DRUM MOUNTING

Convenient Drum Mount Setup

- Save space in your truck or on the job by mounting directly to material containers
- Use in open or closed head drums (carbon steel units)

PRESIDENT 10:1	PART #	GPM (LPM)
President 10:1 Carbon Steel Complete*	225886	3.0 (11.4)
President 10:1 Carbon Steel Complete*	225877	3.0 (11.4)
President 10:1 SST Complete*	987429	3.0 (11.4)
President 10:1 SST Bare*	954088	3.0 (11.4)

TEXSPRAY T-MAX™ 6912

THE NEXT LEVEL IN POWER AND VERSATILITY

The New Graco T-MAX 6912 provides the versatility and performance to spray almost all interior and exterior texture applications — whether you're spraying smooth compounds for interior skim coats and decorative finishes or aggregate-based materials for exterior jobs.



SUPERIOR VERSATILITY FOR TEXTURE APPLICATIONS AND MATERIALS

- Airless: Easily apply skim coats without a compressor
- Air-Assisted: Spray decorative finishes and heavy aggregates up to 2 mm with your external air compressor*



ULTIMATE POWER AND CAPABILITY TO HANDLE MOST TEXTURE APPLICATIONS

- 1000 psi and 3.2 gpm from the industry-proven T-MAX Pump

EASY-TO-USE AND MORE FORGIVING FOR THE BEST FINISH

- Precision pressure and flow control
- Innovative STX™ Gun provides soft-start operation that eliminates material bursts

EVEN MATERIAL FLOW AND LESS PACK-OUT

- Oversized passages for maximum productivity

EASY TRANSPORT

- Modular frame provides easy, no-tools connect and disconnect
- Wheeled pump and hopper modules allow for easy, independent transport or storage

SIMPLE JOBSITE OPERATION

- Plug-in anywhere with 120 V capability
- Keep sprayer in-place with long, extended hose lengths

FAST, EASY CLEANUP AND PUMP MAINTENANCE

- Access pump internals in seconds without tools — even with a full hopper



EXCLUSIVE FEATURES TO KEEP YOU SPRAYING



120V MAXPOWER™ DC MOTOR

- Use with standard 15/20 amp circuits
- No-maintenance, brushless design keeps debris out
- Lifetime Guaranteed

HEAVY-DUTY MODULAR FRAME

- Steel construction withstands jobsite abuse
- Easy, no-tools connect and disconnect
- Small, compact and balanced design for easy maneuvering



OVERSIZED HOPPER WITH LID

- 25 Gallons for less refilling
- Steep-sided design keeps material flowing

SMARTCONTROL™ 3.0

- Delivers smooth, consistent material flow
- Provides Airless or Flow mode
- LED Display shows pressure, gallons, and more



SMALL, COMPACT, AND MANEUVERABLE

- Balanced design for easy rolling — even when full
- Locking front swivel caster wheel

QUICK-ACCESS PISTON PUMP

- Access any part of the pump in seconds — without tools - Even with a full hopper of material

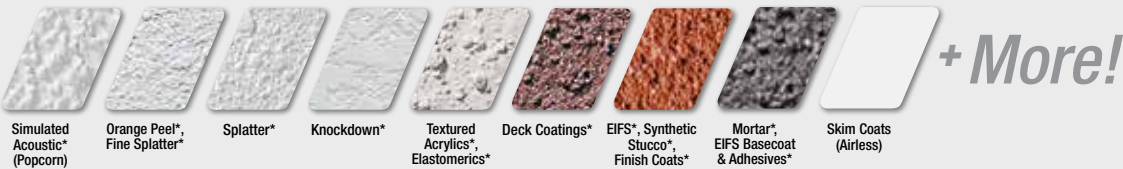


HOSES AND APPLICATORS

- Flexible hose sets available in various lengths
- Choose between airless Inline Lance or air-assisted STX applicator, both featuring 360° live swivel for effortless spraying.
- Pole applicators available for extended reach



SPRAYS THE WIDEST RANGE OF TEXTURE MATERIALS



*Separate air compressor required. Requires minimum 20 SCFM air compressor.

TEXSPRAY T-MAX 6912	PART #	GPM (LPM)
TexSpray T-MAX 6912 - 50 ft Air-Assisted w/ STX Gun and Hopper	17Z283	3.2 (12)
TexSpray T-MAX 6912 - 50 ft Airless Model w/ Lance and Hopper	17X989	3.2 (12)
TexSpray T-MAX 6912 - 100 ft Air-Assisted w/ STX Gun and Hopper	17Z284	3.2 (12)
TexSpray T-MAX 6912 - 100 ft Air-Assisted w/ STX Gun, Mixer and Hopper	17Z703	3.2 (12)
TexSpray T-MAX 6912 - 100 ft Air-Assisted w/ STX Gun and 55 Gallon Siphon Set	18A556	3.2 (12)

INDUSTRY-PROVEN T-MAX PUMP

(PATENT PENDING)

- Proven design delivers long life with minimal maintenance
- Oversized passages ensure minimal pressure drop
- Long-life thick chrome rod and sleeve construction



INNOVATIVE NEW STX GUN

(PATENT PENDING)

- Automatic sequential shut-off stops pump first, then air and material, for less pack-out
- Forgiving soft start operation eliminates material bursts to deliver smooth finishes
- Perfect for decorative finishes with smooth or aggregate materials up to 2 mm



INTRODUCING HD 3-IN-1 AIRLESS SPRAYERS

SPRAY IT ALL: PAINT, HEAVY COATINGS & TEXTURE

Selecting the right spray equipment is critical to your business. You need a sprayer that can tackle your current jobs, but also one that gives you room to grow by expanding your capabilities. With an HD sprayer, you'll have the confidence that you'll always have the right sprayer – no matter the job!

OPTIMIZED TO DELIVER MORE PERFORMANCE
THAN A TYPICAL SPRAYER TO SPRAY MORE MATERIALS

ONE SPRAYER, MANY APPLICATIONS

- 1 PAINT:** *sprays the full range of paints and primers*
- 2 HEAVY COATINGS:** *fireproofing, waterproofing, vapor-barrier, and more*
- 3 TEXTURE:** *Level 5, Skim Coat, Orange Peel*, Splatter* and Knock-Down* (* with air atomizer kit)*



3IN1
SPRAYER

HD 3-IN-1 SPRAYERS FOR EVERY JOBSITE

Graco offers three separate families of 3-in-1 sprayers to provide power and size options to handle every jobsite condition so you can get the job done right, every time.

MARK HD
Electric-Powered



GMAX II HD
Gas-Powered, Mechanical



DUTYMAX HD
Gas / Electric Convertible Hydraulic



CHOOSE THE RIGHT SERIES OF HD 3-IN-1 AIRLESS SPRAYER FOR YOUR BUSINESS

Only Graco is committed to meeting the needs of professional contractors by offering three different series of airless sprayer models.

STANDARD
SERIES

EVERYDAY RELIABILITY Small Residential and Light Commercial Contractor

- Spraying multiple days a week
- Typically with jobs on the smaller side
- Demanding everyday reliability
- Don't need a lot of extra features

PRO
Contractor
SERIES

WORK SMARTER, FINISH MORE JOBS Large Residential and Commercial Contractor

- Spraying every day
- Tackling medium-to-large projects
- Moving frequently from job to job
- Requiring features that save you time and get you to the next job site faster

IRONMAN
SERIES

BEYOND JOBSITE TOUGH Large Commercial and Industrial Contractor

- Spraying continuously in less-than-ideal conditions
- Handling large, long-duration projects requiring large material volumes
- Keeping your equipment on-site in material
- Requiring extreme durability and reliability




graco.com/TeXSprayAirless



BREAKTHROUGH ENDURANCE VORTEX MAXLIFE AND MAXLIFE EXTREME™ TECHNOLOGY

(PATENT PENDING)

THE LONGEST LASTING PUMPS EVER BUILT



Endurance Chromex™ Pump
Lasts 2X longer than the next leading brand



Endurance Vortex MaxLife Pump
6X longer between repacks



Endurance Vortex MaxLife Extreme Pump
Extends pump rod life by 3X—delivering the industry's lowest cost of ownership




THE BEST JUST GOT BETTER VORTEX ROTATING PISTON TECHNOLOGY KEEPS YOU SPRAYING

(PATENT PENDING)
Built with Graco exclusive EXTREME ROD that is an abrasion-resistant composite to deliver the most durable, hardest wear surface possible

6X more gallons sprayed between repacks—Extreme Composite extends pump rod life by 3X, delivering the industry's lowest cost of ownership



360° WEAR SURFACE
Delivers the longest pump life



(PATENT PENDING)
VORTEX TECHNOLOGY
Rotating rod for extended life

HELICAL DESIGN
Delivers high-velocity flow to rotate pump rod as you spray

SPRAYS THE WIDEST RANGE OF COATINGS

- Oversized clearances for maximum performance
- Maximum flow with heavy materials

EASIEST SERVICE IN THE INDUSTRY

QuikPak Cartridge System

- Repack the entire pump in less than 2 minutes

ProConnect 2 Pump Replacement

- Pre-assembled modular replacement

QuikAccess™ Intake Foot Valve

- Clear debris faster with easy inlet ball access



MAXFLO 2 WITH PACK-OUT PROTECTION

- Self-cleaning Vibra-Seal Technology eliminates material buildup
- Continuous spraying with True Pack-Out Protection for more productivity
- Optimized fluid passageways for the heaviest coatings

QUIKPAK CARTRIDGE REPAIR SYSTEM

(PATENT PENDING)

OLD WAY



VS



NEW WAY

Modular pre-oiled cartridge packings install correctly every time

REPACK YOUR PUMP IN MINUTES



1) Insert pre-oiled packing cartridge assembly



2) Remove disposable clip



3) Assemble pump

QuikPak available on TexSpray Sprayers.

STAY IN CONTROL WITH BLUELINK

BlueLink connects the people and equipment that drive your business in a completely new way. Whether on the jobsite, at the office, or anywhere in between, BlueLink provides the critical information you need every day — including real-time jobsite access, instant maintenance alerts, on-demand productivity reports, and much more!



HOW IT WORKS:



1

DATA IS STORED ON YOUR SPRAYER



2

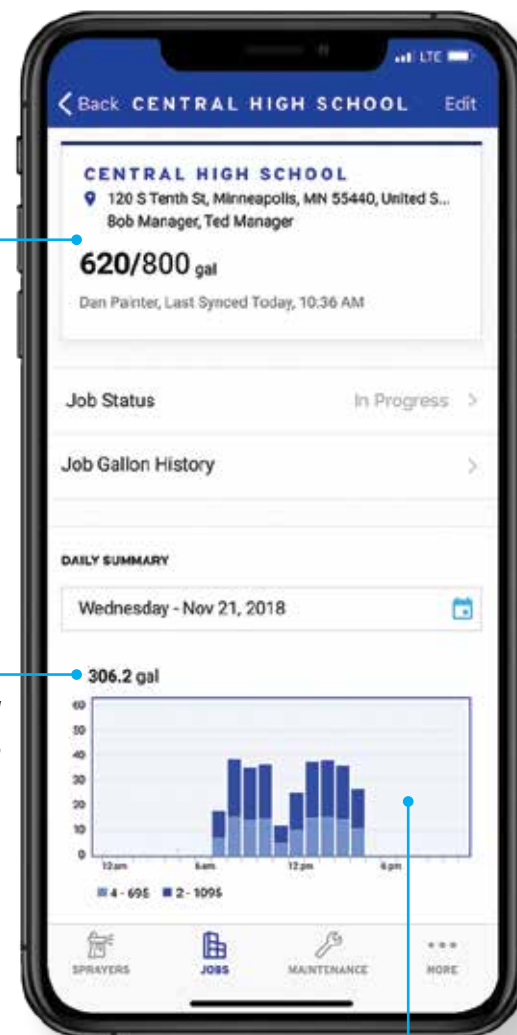
AUTOMATICALLY UPDATES EACH TIME YOUR EMPLOYEES ARE NEAR THE SPRAYER



3

EXPERIENCE THE PROFIT DRIVING RESULTS THROUGH BETTER JOB MANAGEMENT

- FREE TO USE—NO MONTHLY FEES
- TRACK YOUR WHOLE ELECTRIC FLEET
- INCLUDED ON MOST ELECTRIC MODELS
- SELECT FROM 13 LANGUAGES



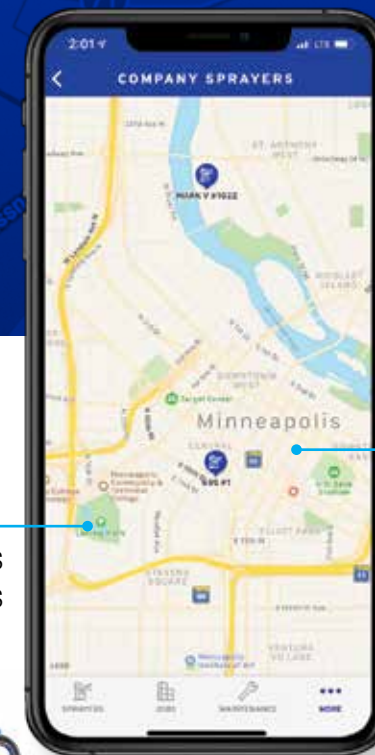
Compare bid accuracy—know productivity facts from anywhere!

KNOW JOB PROGRESS

Monitor Hourly productivity to ensure job is on-time with the needed materials



Make fewer trips to jobsites



LOCATE EVERY SPRAYER

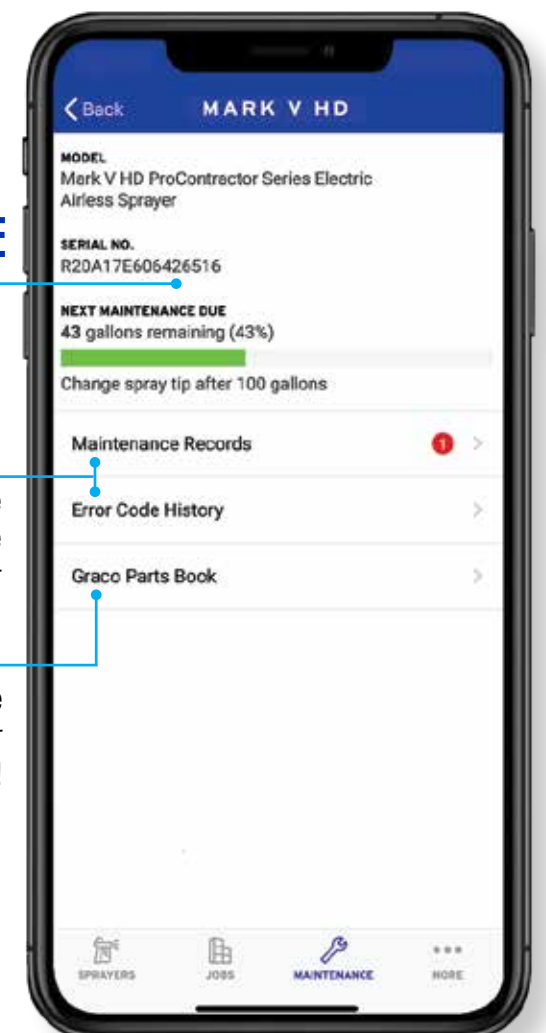
Know exact locations of your sprayers and hourly productivity

MAXIMIZE UPTIME

Monitor preventative maintenance schedules and receive alerts

Access to complete historical maintenance records on every sprayer

Easily look up service parts on your sprayer with Graco PartsBook!



GET STARTED TODAY

Get BlueLink working for your business today. Download the BlueLink app now!



Download on the App Store

GET IT ON Google Play

MARK HD STANDARD SERIES

EVERYDAY RELIABILITY



Unmatched durability and performance, with the capability to handle the widest range of tip sizes, longer hose lengths and heavier coatings with ease.



THE MOST RELIABLE PUMP

New Endurance Chromex Piston Pump

- Lasts 2X longer than the next leading brand
- Long-life ceramic and stainless steel balls included for maximum versatility
- Faster cleaning with the QuikAccess intake foot valve

LESS PACK-OUT, MORE PRODUCTIVITY

New MaxFlo 2 with Pack-Out Protection

- Self-cleaning Vibra-Seal Technology eliminates material buildup
- Continuous spraying with True Pack-Out Protection for more productivity
- Optimized fluid passageways for the heaviest coatings



PRECISION PRESSURE CONTROL

New SmartControl 4.0 with ProGuard Protection System

- Lowest dead band at any pressure delivers a consistent spray fan without pressure fluctuation
- Prevents electrical damage from extreme jobsite power conditions
- WatchDog Pump Protection System automatically prevents pump damage if the material supply is too low

FAST CLEANING NOW EVEN FASTER

New FastFlush 2 System

- Clean the pump 6X faster using 1/2 the water
- High-velocity fluid flow delivered with 60% higher motor speed

GET MORE WORK DONE

Worry-Free MaxPower Motor

- Proven performance for all painting applications
- High-torque brushless design with a Lifetime Warranty
- Use longer cords, regardless of voltage fluctuations

THE LONGEST LASTING DRIVE

Precision Advantage Drive™

- Improved jobsite conditions with extremely quiet operation
- Lifetime warranty



Ready to Work: complete with texture gun, 3/8 in x 50 ft Blue Max™ II hose, whip hose, and RAC X™ SwitchTip™



STREAMLINE YOUR BUSINESS

BlueLink Job and Sprayer Management System



MARK HD PROCONTRACTOR™ SERIES

WORK SMARTER, FINISH MORE JOBS

Designed to deliver speed and performance so you can get to the next jobsite faster and increase your profits.



LONGER PUMP LIFE

New Endurance Vortex MaxLife Piston Pump

Breakthrough Vortex Rotating Piston Technology Keeps You Spraying:

- Oversized passages for high-velocity flow to rotate piston for even wear
- Go 6X longer between repacks with innovative MaxLife coating
- Longest-life packings and piston rod
- Long Life ceramic and stainless steel balls included for maximum versatility



EASY HOSE MANAGEMENT

QuikReel™ Hose Management System

- Deploy and rewind up to 300 feet of hose in seconds
- No twisting, kinking, or coiling
- Use only the hose you need — the rest stays on the reel

ELIMINATE COSTLY DOWNTIME

ProConnect 2 Pump Replacement System

- Swap your pump in less than 1 minute — no tools, pins, or parts to lose

IMPROVED FILTRATION

Crushproof Inlet Strainer

- Stands up to harsh impacts to maintain filtering and flow

Mark HD ProContractor Series sprayers also include all Standard Series features:

- **NEW** BlueLink Job and Sprayer Management System
- **NEW** SmartControl 4.0 with ProGuard
- **NEW** MaxFlo 2 with Pack-Out Protection
- **NEW** FastFlush 2
- WatchDog Pump Protection System
- Easy Out Pump Filter
- Precision Advantage Drive
- MaxPower Motor
- Heavy-Duty Prime Valve
- Rugged, Durable Cart Design



Ready to Work: complete with texture gun, 3/8 in x 50 ft Blue Max II hose, whip hose, and RAC X SwitchTip



STREAMLINE YOUR BUSINESS

BlueLink Job and Sprayer Management System

MARK STANDARD SERIES	PART #	GPM (LPM)
Mark IV HD	17E603	1.10 (4.1)
Mark V HD	17E605	1.35 (5.1)
Mark X HD	17E608	2.10 (8.0)

MARK PROCONTRACTOR SERIES	PART #	GPM (LPM)
Mark IV HD	17E604	1.10 (4.1)
Mark V HD	17E606	1.35 (5.1)
Mark X HD	17E609	2.10 (8.0)

MARK HD IRONMAN SERIES

BEYOND JOBSITE TOUGH

IronMan Series electric sprayers are built to routinely handle the rugged demands of large commercial and industrial jobs—day in and day out.



Ready to Work: complete with texture gun, 3/8 in 50' Blue Max II hose, whip hose, and RACX SwitchTip

THE LONGEST DURABILITY AND LIFE

New Endurance Vortex MaxLife Extreme Piston Pump

Breakthrough Vortex Rotating Piston Technology Keeps You Spraying:

- Longest life packings and piston rod
- 3X pump rod life
- Maximum versatility no matter what you're spraying
- Long-life ceramic and stainless steel balls included for maximum versatility

ELIMINATE COSTLY DOWNTIME

ProConnect 2 One-Part Pump Replacement System

- Swap your pump in less than 1 minute —no tools, pins, or parts to lose

NEVER HAVE A FLAT AGAIN

Flat Proof Tires

- No tire puncturing from nails, screws, or any sharp debris



STREAMLINE YOUR BUSINESS

BlueLink Job and Sprayer Management System

Mark HD IronMan Series sprayers also include all Standard Series features:

- **NEW** BlueLink Job and Sprayer Management System
- **NEW** SmartControl 4.0 with ProGuard
- **NEW** FastFlush 2
- **NEW** MaxFlo 2 with Pack-Out Protection
- Watchdog Pump Protection System
- Easy Out Pump Filter
- Precision Advantage Drive
- MaxPower Motor
- Heavy-Duty Prime Valve
- Rugged, Durable Cart Design



GMAX II HD STANDARD SERIES

EVERYDAY RELIABILITY

Unmatched durability and performance, with the capability to handle the widest range of tip sizes, longer hose lengths, and heavier coatings with ease.



5900 HD 7900 HD

THE MOST RELIABLE PUMP

New Endurance Chromex Piston Pump

- Lasts 2X longer than the next leading brand
- Long-life ceramic and stainless steel balls included for maximum versatility
- Faster cleaning with the QuikAccess intake foot valve

LESS PACK-OUT, MORE PRODUCTIVITY

New MaxFlo 2 with Pack-Out Protection

- Self-cleaning Vibra-Seal Technology eliminates material buildup
- Continuous spraying with True Pack-Out Protection for more productivity
- Optimized fluid passageways for the heaviest coatings

CONSISTENT SPRAY FAN AND PRESSURE CONTROL

SmartControl 3.0

- Ideal for low overspray applications with the lowest dead band at any pressure

All GMAX II 7900 HD sprayers feature Graco's MaxLife Pump:

- Lasts 6X longer between repacks
- Features exclusive hardened MaxLife sleeve and rod
- Oversized clearances ensure minimal pressure drop

THE LONGEST LASTING DRIVE

Precision Advantage Drive

- The most durable, longest lasting drive in the industry
- Lifetime warranty

EASY MAINTENANCE AND LESS CLOGGING

Easy Out Pump Filter

- Easier filter cleaning and less mess with fewer tip clogs ensure a quality finish

RUGGED AND EASY TO MOVE

Durable Cart Design

- Withstands tough jobsite conditions while absorbing impacts and vibrations
- Easy hose storage with integrated hose wrap and telescoping handle
- Easy loading with built-in lift handles

RELIABLE, POWERFUL, AND EASY TO START

Honda GX Engine

- Oil Alert shuts down engine to prevent damage if oil level drops too low



Ready to Work: Complete with texture gun, 3/8 in x 50 ft Blue Max II hose, whip hose, and RACX SwitchTip

MARK IRONMAN SERIES	PART #	GPM (LPM)
Mark V HD	17E607	1.35 (5.1)

GMAX II HD STANDARD SERIES	PART #	GPM (LPM)
GMAX II 5900 HD	17E839	1.6 (6.0)
GMAX II 7900 HD	17E841	2.2 (8.3)

GMAX II HD PROCONTRACTOR SERIES

WORK SMARTER, FINISH MORE JOBS



Designed to deliver speed and performance so you can get to the next jobsite faster and increase your profits.



LONGER PUMP LIFE

New MaxLife Endurance Vortex Piston Pump

- Oversized passages for high velocity flow to rotate piston for even wear
- Go 6X longer between repacks with innovative MaxLife coating
- Longest life packings and piston rod
- Long-life ceramic and stainless steel balls included for maximum versatility



ELIMINATE COSTLY DOWNTIME

ProConnect 2 One-Part Pump Replacement System

- Swap your pump in less than 1 minute — with no tools, pins, or parts to lose



PREVENT PUMP DAMAGE

WatchDog Pump Protection System

- Prevents dry pumping damage
- Automatically shuts pump down when paint runs out or if hose is damaged

GMAX II HD ProContractor Series sprayers also include all Standard Series features:

- **NEW** MaxFlo 2 with Pack-Out Protection
- SmartControl 3.0
- Easy Out Filter Manifold
- Precision Advantage Drive
- Honda GX Engine
- Heavy-Duty Prime Valve
- Rugged, Durable Cart Design



Ready to Work: complete with texture gun, 3/8 in 50 ft Blue Max II hose, whip hose, and RAC X SwitchTip

GMAX II HD PROCONTRACTOR SERIES	PART #	GPM (LPM)
GMAX II 5900 HD	17E840	1.6 (6.0)
GMAX II 7900 HD	17E842	2.2 (8.3)



GMAX II HD IRONMAN SERIES

BEYOND JOBSITE TOUGH

IronMan Series sprayers are designed and built to handle the most brutal and demanding conditions — typically found on large commercial and industrial jobsites.



THE LONGEST DURABILITY AND LIFE

New MaxLife Extreme Endurance Vortex Piston Pump

Breakthrough Vortex Rotating Piston Technology:

- Oversized passages for high-velocity flow to rotate piston for even wear
- 3X pump rod life
- Longest life packings and piston rod
- Maximum versatility no matter what you're spraying
- Long-life ceramic and stainless steel balls included for maximum versatility



ELIMINATE COSTLY DOWNTIME

ProConnect 2 One-Part Pump Replacement System

- Swap your pump in less than 1 minute — no tools, pins, or parts to lose



NEVER HAVE A FLAT AGAIN

Flat Proof Tires

- No tire puncturing from nails, screws, or any sharp debris

PREVENT PUMP DAMAGE

WatchDog Pump Protection System

- Automatically shuts pump down when paint runs out or if hose is damaged

QUICK REFERENCE

LED Display

Easy-to-read display shows:

- Pressure readout
- Job/lifetime/gallon counter
- Self-diagnostics

GMAX II HD IronMan Series sprayers also include all Standard Series features:

- **NEW** MaxFlo 2 with Pack-Out Protection
- SmartControl 3.0
- Easy Out Filter Manifold
- Precision Advantage Drive
- Honda GX Engine
- Heavy-Duty Prime Valve
- Rugged, Durable Cart Design



Ready to Work: complete with texture gun, 3/8 in 50 ft Blue Max II hose, whip hose, and RAC X SwitchTip

TEXSPRAY HD IRONMAN SERIES	PART #	GPM (LPM)
GMAX II 7900 HD	17E843	2.2 (8.3)

DUTYMAX™ HD STANDARD SERIES

EVERYDAY RELIABILITY



Graco's Standard Series of DutyMax HD hydraulic direct-immersion sprayers delivers durability and performance while easily handling the widest range of tip sizes, longer hose lengths, and heavier coatings.



THE MOST RELIABLE PUMP

Endurance Pump

- Lasts 2X longer than the next leading brand
- Better spraying performance and fast cleaning
- Long-life ceramic and stainless steel balls included for maximum versatility

EASY MAINTENANCE AND LESS CLOGGING

Easy Out Pump Filter

- Large filtering area for easier cleaning and fewer tip clogs ensure a quality finish
- Won't collapse or get stuck with inside out filtering process

INDOOR AND OUTDOOR USE

Honda GX Engine

- Quickly swap the gas engine for an electric motor in seconds — without tools!
- Available on DutyMax GH 230Dl Convertible

REDUCED DOWNTIME

High-Capacity Cooling System

- Innovative design allows the pump to run cooler and more efficiently with extremely quiet operation
- Easier and more thorough fluid changes
- Reservoir cooling fins deflect more heat

MAINTENANCE-FREE HIGH-PRESSURE DUMPING CAPABILITY

Heavy-Duty Prime Valve

FINISH JOBS FASTER

High-Efficiency Hydraulic Motor

- Fast, responsive changeover
- Less maintenance and longer life with fewer moving parts
- 100% O-ring sealed fittings prevent leaks

RUGGED AND EASY TO MANEUVER

Durable Cart Design

- Withstands the tough jobsite conditions while absorbing impacts and vibrations
- Retractable handle doubles as coiled hose storage



Ready to Work: complete with texture gun, 3/8 in 50 ft Blue Max II hose, whip hose, and RAC X SwitchTip

DUTYMAX HD STANDARD SERIES	HONDA PART #	VANGUARD PART #	GPM (LPM)
DutyMax GH 230 HD Convertible	24W943*	NA	2.35 (8.9)
DutyMax GH 230 HD Convertible w/ Electric Motor (non-CSA)	24W944*	NA	2.35 (8.9)
DutyMax GH 230 HD Convertible w/ Electric Motor (CSA)	24W945*	NA	2.35 (8.9)
DutyMax GH 300 HD	24W967	24W967V*	3.0 (11.4)

DUTYMAX HD PROCONTRACTOR SERIES

WORK SMARTER, FINISH MORE JOBS



With features that enable you to work more efficiently, the ProContractor Series of DutyMax hydraulic airless sprayers delivers high speed and performance to help you get to the next job faster, saving you time and money.



EXTREME-DUTY MAXLIFE PUMP

Extreme-Duty MaxLife Pump delivers unmatched durability and life.

- Lasts 6X longer between repacks
- Exclusive MaxLife Sleeve
- Oversized clearances ensure minimal pressure drop and increased performance
- Both long-life ceramic and stainless steel ball sets included for maximum versatility no matter what you're spraying



EASY HOSE MANAGEMENT

QuikReel Hose Management System

- Deploy and rewind up to 300 feet of hose in seconds
- No twisting, kinking, or coiling

IMPROVED FILTRATION

Crushproof Inlet Strainer

- Stands up to harsh impacts to maintain filtering and flow



ELIMINATE COSTLY DOWNTIME

ProConnect 2 One-Part Pump Replacement System

- Swap your pump in less than 1 minute — no tools, pins, or parts to lose
- Eliminates costly jobsite downtime



DutyMax ProContractor Series sprayers also include all Standard Series features:

- Easy Out Filter Manifold
- High-Efficiency Hydraulic Motor
- Heavy-Duty Prime Valve
- Rugged, Durable Cart Design
- High-Capacity Cooling System



Ready to Work: complete with texture gun, 3/8 in 50 ft Blue Max II hose, whip hose, and RAC X SwitchTip

DUTYMAX HD PROCONTRACTOR SERIES	HONDA PART #	VANGUARD PART #	GPM (LPM)
DutyMax GH 230 HD Convertible	24W962*	NA	2.35 (8.9)
DutyMax GH 230 HD Convertible w/ Electric Motor (non-CSA)	24W963*	NA	2.35 (8.9)
DutyMax GH 230 HD Convertible w/ Electric Motor (CSA)	24W964*	NA	2.35 (8.9)
DutyMax GH 300 HD	24W968	24W968V*	3.0 (11.4)

TEXTURE ACCESSORIES

WORK FASTER AND MORE PRODUCTIVELY

From rugged guns and tips to hoses and hoppers, Graco's accessories let you customize your sprayer for maximum performance to help grow your business.



25-GALLON (95-LITER) TEXTURE HOPPER


This versatile large-capacity hopper connects directly to all airless texture sprayers. It boosts your productivity by minimizing material refills, and it's easy to attach and maneuver throughout the jobsite.
Part # 287987



AIR ATOMIZER KIT

Why limit what you can spray? The air atomizer kit attaches to the Heavy-Duty Texture Gun and the Flex Gun, allowing you to attach an air compressor to create decorative texture finishes such as orange peel, splatter, and knockdown.
Part # 244223 (no hose)

TEXSPRAY RTX AND GTX SPRAYERS						
GUNS	288629	RTX 650, RTX 1400Si Air Spray Trigger Gun				
	288628	RTX 900/1250 Air Spray Trigger Gun				
	24S134	RTX 1500, 2000Pi, 2500Pi, and 5000Pi Air Spray Trigger Gun with Threaded Connection				
	24S135	RTX 5000Px and 5500Px Air Spray Trigger Gun with Threaded Connection				
	248093	GTX 2000EX Air Spray Trigger Gun with Threaded Connection				
NOZZLES	For use on Pole Guns and FlexHead Guns (GTX only)					
	190943	3/16 in (5 mm) Nozzle	190945	5/16 in (8 mm) Nozzle		
	190944	1/4 in (6 mm) Nozzle	190946	3/8 in (9.5 mm) Nozzle		
	For use on RTX 650, 900, 1250 and Hopper Guns					
	234153	Spray Nozzle Kit – includes 1 each of 4 mm, 6 mm, 8 mm, and 12 mm nozzles				
	For use on RTX Heavy-Duty Texture Gun and GTX 2000 Series Guns					
	15C883	3 mm Nozzle	15C885	6 mm Nozzle	15C887	10 mm Nozzle
	15C884	4 mm Nozzle	15C886	8 mm Nozzle	15C888	12 mm Nozzle
	For use on RTX Heavy-Duty Texture Gun and GTX Heavy-Duty Texture Gun					
	24S142	WideTex Accessory Kit	24S138	WideTex Tip, Hardened, W8, 6-Pack		
	24S143	WideTex Accessory Kit, Hardened	24S139	WideTex Tip, Hardened, W10, 6-Pack		
	24S136	WideTex Tip, Hardened, W4, 6-Pack	24S140	WideTex Tip, Hardened, W12, 6-Pack		
	24S137	WideTex Tip, Hardened, W6, 6-Pack	24S141	WideTex Tip, Hardened, WXL, 6-Pack		
HOSES	288622	RTX 650 Hose Clear Braided Hose Kit: 3/4 in x 20 ft (19 mm x 6 m) Fluid Hose				
	17J454	RTX 900, 1250, and 1400SI Braided Hose Kit: 3/4 in x 25 ft (19 mm x 7.6 m) Fluid Hose and 3/8 in x 25 ft (9.5 mm x 7.6 m) Air Hose				
	RTX Standard Replacement Hose					
	17J454	Blue Translucent Hose Kit: 3/4 in x 25 ft (19 mm x 7.6 m)		17L004	Blue Translucent Hose Kit: 1-1/4 in x 25 ft (31.7 mm x 7.6 m)	
	17J420	Blue Translucent Hose Kit: 1 in x 25 ft (25.4 mm x 7.6 m)		17L006	Blue Translucent Hose Kit: 1-1/4 in x 35 ft (31.7 mm x 10.7 m)	
	17L001	Blue Translucent Hose Kit: 1 in x 35 ft (25.4 mm x 10.7 m)		17L008	Blue Translucent Hose Kit: 1-1/4 in x 50 ft (31.7 mm x 15 m)	
	17J421	Blue Translucent Hose Kit: 1 in x 50 ft (25.4 mm x 15 m)				
	RTX, GTX Heavy-Duty Hose					
	17L010	Blue Solid Heavy-Duty Hose Kit: 1 in x 10 ft (25.4 mm x 3 m) Whip		17L005	Blue Translucent Hose Kit: 1-1/4 in x 25 ft (31.7 mm x 7.6 m)	
	17L000	Blue Solid Heavy-Duty Hose Kit: 1 in x 25 ft (25.4 mm x 7.6 m)		17L007	Blue Translucent Hose Kit: 1-1/4 in x 35 ft (31.7 mm x 10.7 m)	
	17L001	Blue Solid Heavy-Duty Hose Kit: 1 in x 35 ft (25.4 mm x 10.7 m)		17L009	Blue Translucent Hose Kit: 1-1/4 in x 50 ft (31.7 mm x 15 m)	
	17L003	Blue Solid Heavy-Duty Hose Kit: 1 in x 50 ft (25.4 mm x 15 m)				
	MISC	287314	RotoFlex HD Pump Hose: for use with RTX 1500, RTX 5000Pi, RTX 5000Px, RTX 5500Px			
288623		RotoFlex II Pump Hose: for use with RTX 650, RTX 900, RTX 1250, RTX 1400Si, RTX 2000Pi, RTX 2500Pi				
287328		RTX 1500, External Air Kit – connect a separate air compressor for increased atomization energy				
17M550		RTX 5000 and 5500 External Air Kit - connect a separate air compressor for increased atomization energy				
248112		GTX 2000 Series Siphon Kit: for pumping directly from your mix container				
248117		GTX 2000 Series Air Line Kit: for remote operation of the GTX 2000Ex Air Compressor				
248515		Sponge Ball Clean-Out Kit: for 1 in (25 mm) ID Hose, Qty 5				
15T647		50 ft (15 m) 240 V Extension Cord for RTX 5500 and Mark X				



TEXSPRAY T-MAX				
APPLICATORS	Air-Assisted			
	17Y910	STX Air Assist Texture Trigger Gun and WideTex Kit (Includes 4, 6, 8, 10, 12 in Nozzles)		
	17Z128	FreeFlo Inline Gun (Includes 4, 6, 8, 10 mm Nozzles)		
	24B945	Flex Head Pole Gun (Includes 1/3, 1/2, 9/16, 5/8, 11/16, 3/4 in Nozzles)		
	24B944	Rigid Pole Gun 3 ft (Includes 1/3, 1/2, 9/16, 5/8, 11/16, 3/4 in Nozzles)		
	Airless			
	17Y907	Heavy-Duty Inline Airless Gun (Includes 651 Tip)		
	17Z054	Inline Airless/Air-Assist Lance (Includes 651 Tip)		
AIRLESS TIPS, FILTERS, GUARDS, AND EXTENSIONS	289922	18 Mesh with Scraper (for Lance 17Z054)	277789	Filter Scraper (for Lance 17Z054)
	289923	30 Mesh with Scraper (for Lance 17Z054)	15X791	Flow Through Filter Plug (for Lance 17Z054)
	LTX-XXX	RAC X Heavy-Duty Switch Tip	287020	15 in RAC X Tip Extension (4050 psi)
	246215	Guard RAC X with 7/8 in Threads	287021	20 in RAC X Tip Extension (4050 psi)
	287019	10 in RAC X Tip Extension (4050 psi)	287022	30 in RAC X Tip Extension (4050 psi)
HOSES	17Z187	1 in x 50 ft Material Hose	17Z148	50 ft Air Hose with STX Remote Wire
	17Z188	1 in x 100 ft Material Hose	17Z151	100 ft Air Hose with STX Remote Wire
	18A559	3/4 in x 100 ft Material Hose	17Z506	1 in x 50 ft Solvent Resistant Hose
	18A560	3/4 in x 50 ft Material Hose	17Z508	1 in x 100 ft Solvent Resistant Hose
	289959	3/4 in x 10 ft Material Hose	17Z500	3/4 in x 10 ft Solvent Resistant Hose
NOZZLES	STX Air-Assist Texture Trigger Gun		Inline Lance	
	17Z563	4 mm	248888	3 mm
	17Z564	6 mm	248524	4 mm
	17Z565	8 mm	248525	6 mm
	17Z566	10 mm	248526	8 mm
	17Z567	12 mm	248527	10 mm
	Pole and Flex Head Air-Assist Gun Stainless Steel Nozzles		Pole and Flex Head Air-Assist Gun Stamped Steel Nozzles	
	16A444	Size 4 (1/4 in)	128459	3/8 in Orifice
	16A445	Size 5 (5/16 in)	128460	1/2 in Orifice
	16A446	Size 6 (3/8 in)	128461	9/16 in Orifice
	16A447	Size 7 (7/16 in)	128462	5/8 in Orifice
	16A448	Size 8 (1/2 in)	128463	11/16 in Orifice
			128464	3/4 in Orifice
	Pole and Flex Head Air-Assist Gun Nozzle Caps and Accessories			
	16A420	Cap Nozzle Retainer Soft	16A421	Cap Nozzle Retainer Hard
16A405	Cap Nozzle Retainer Medium	17Z508	Fine Finish Adapter	
MISC.	25M530	ToughTek® CM 20 Continuous Flow Mixer (120 Volt)		
	248515	Sponge Ball Cleanout Kit for 1 in Hose (Qty 5)		
	17Y905	Prime Valve Kit		
	25E693	55 Gallon Suction Set (Includes Suction Set and Qd Foot Valve)		
	25E692	5 Gallon Cleaning Suction Set		
	17Z571	HTX 2030 STX Conversion Kit with 50 ft Hose (Includes: STX Gun, Material Hose, Air Hose w/Remote Wire, Nozzles, Air Manifold, Fittings)		
	17Z572	HTX 2030 STX Conversion Kit with 100 ft Hose (Includes: STX Gun, Material Hose, Air Hose w/Remote Wire, Nozzles, Air Manifold, Fittings)		
	17Z555	Pump O-Ring Repair Kit (Qty 6)		
	17Z557	Solvent Resistant Pump O-Ring Kit (Qty 6)		
	620223	Pump Clamp		
	17Z232	Rubber Inlet Ball Kit (Qty 5) (For Use With Hard Aggregate Materials)		
	17Z556	Steel Ball Kit (Inlet and Outlet Ball Qty 1 Each)		
	17Z648	Standard Ceramic Ball Kit (Inlet and Outlet Qty 1 Each)		
	17Z640	Heavy-Duty Ceramic Ball Kit (Inlet and Outlet Qty 1 Each)		
	17Z558	Inlet Foot Valve with Carbide Seat		
	15R609	Hopper Inlet Replacement Grommet		
	17Z224	50 Pack of Hose Lubricant to Reduce Packout		
	19A646	Hopper Scraper		
	16W601	Female x Female QD Hose Coupling for Clearing Packouts		
	17Z183	25 Gallon Hopper Module (Includes Hopper, Frame, Wheels)		

NOZZLE SELECTION GUIDE

NOZZLE SIZE	3 MM	4 MM	5 MM	6 MM	8 MM	9.5 MM	10 MM	11 MM	13 MM	14 MM
INTERIOR SMOOTH MATERIAL	Fine Finish Orange Peel/ Fog	Fine Finish Orange Peel/ Fog	Orange Peel, Small Splatter	Orange Peel, Small Splatter	Splatter, Small to Medium Knockdown	Acoustics/Popcorn, Splatter, Medium Knockdown	Acoustics/ Popcorn, Large Knockdown	Acoustics/ Popcorn, Large Knockdown	Acoustics/ Popcorn, Large Knockdown	Acoustics/ Popcorn, Large Knockdown
EXTERIOR AGGREGATE MATERIAL	up to 1.0 mm (maximum)	up to 1.25 mm (maximum)	up to 1.5 mm (maximum)	up to 2.5 mm (maximum)	up to 2.5 mm (maximum)	up to 2.5 mm (maximum)	up to 2.5 mm (maximum)	up to 2.5 mm (maximum)	up to 2.5 mm (maximum)	up to 2.5 mm (maximum)

*Nozzle size requirement could vary based on material viscosity, desired finish, production rate, and air settings.

MARK HD, GMAX II HD, DUTYMAX HD SPRAYERS									
GUNS	246468	Flex Plus Gun	241705	Heavy-Duty Blue Texture Gun	245820	Inline Heavy-Duty Texture Gun			
	241338	Heavy-Duty Blue Texture Gun Hose Kit with RAC X LTX 531 SwitchTip 3/8 in x 50 ft (9.5 mm x 15 m) 3300 psi Hose, 1/4 in x 3 ft (6.4 mm x 0.9 m) 3300 psi Whip Hose, Couplers, and additional RAC X LTX 427 SwitchTip							
HOSE KITS	289585	Inline Heavy-Duty Texture Gun Hose Kit with RAC X LTX 643 SwitchTip 1/2 in x 50 ft (13 mm x 15 m) 4000 psi Hose, 3/8 in x 12 ft (9.5 mm x 3.6 m) Whip Hose, Swivel, and Fittings							
	287987	25 Gallon (95 Liter) Texture Hopper directly connects to Mark IV HD, Mark V HD, Mark X HD, GMAX II 5900 HD, GMAX II 7900 HD, DutyMax GH 230 HD, DutyMax GH 300 HD							
HOPPER	243380	Cam-Lock Hose Adapter Connects the Texture Hopper to the GMAX II 7900 HD, 1030 FC units, or HTX 2030 Sprayers							
	244052	Heavy-Duty Texture Gun Air Atomizer Kit with Air Hose (minimum air compressor rating of 15 cfm at 90 psi)							
MISC	244223	Heavy-Duty Texture Gun Air Atomizer Kit without Air Hose (minimum air compressor rating of 15 cfm at 90 psi)							
	289669	55 Gallon Siphon Kit for Mark X 240 V HD, GMAX II 7900 HD, DutyMax GH 230 HD, DutyMax GH 300 HD							
	15T647	50 ft (15 m) Extension Cord for Mark X 240 V HD and RTX 5500							
HTX 2030 COMPLETE, HTX 2030 COMPLETE PLUS+ SPRAYERS									
GUNS AND NOZZLES	17Y910	STX Air Assist Texture Trigger Gun and WideTex Kit (Includes 4, 6, 8, 10, 12 in Nozzles)							
	24B327	FreeFlo Inline Gun with 4, 6, 8, 10 mm Nozzles, 18 and 30 Mesh Filters, RAC X LTX 671 Tip and Guard							
	24B944	Pole Gun 3 ft (1 m) with 6, 8, 9.5, 11, 13 mm Nozzles, Cap, Fine Finish Adapter							
	24B945	Flex Head Gun with 6, 8, 9.5, 11, 13 mm Nozzles, Cap, Fine Finish Adapter							
	241705	Heavy-Duty Blue Texture Gun							
	24R054	HTX 2030 Trigger Gun Applicator							
	FreeFlo Inline Gun								
	287227	Fine Finish Kit includes 3 mm, 6 mm, 8 mm, 9.5 mm Spray Discs, Retaining Nut, and Adapter							
	248888	3 mm Nozzle	248525	6 mm Nozzle	248527	10 mm Nozzle			
	248524	4 mm Nozzle	248526	8 mm Nozzle					
	Pole And Flex Head Pole Guns								
	16A443	5 mm Nozzle	16A446	9.5 mm Nozzle	16A449	14 mm Nozzle	16A246	Fine Finish Adapter	
	16A444	6 mm Nozzle	16A447	11 mm Nozzle	16A405	Cap, Nozzle – Medium			
	16A445	8 mm Nozzle	16A448	13 mm Nozzle	16A421	Cap, Nozzle – Hard			
HOSE KITS	24B326	3/4 in X 50 ft (19mm x 30m) 50ft Extension Hose (no remote switch)							
	24B300	3/4 in x 50 ft (19 mm x 15 m) Fluid Hose With Remote On/Off Switch							
	17S244	3/4 in x 100 ft (19 mm x 30 m) Fluid Hose with Remote On/Off Switch							
PUMP KIT	24B140	MaxLife Endurance High Pressure Pump Kit includes High-Pressure Lower, Heavy-Duty Texture Gun, 3/8 in x 50 ft Hose (9.5 mm x 15 m), 1/4 in x 3 ft (6.4 mm x 0.9 m) 3300 psi Whip Hose, and RAC X LTX 643 SwitchTip							
MISC	287987	25 Gallon (95 Liter) Texture Hopper							
	243380	Cam-Lock Hose Adapter connects Texture Hopper to the HTX 2030 High-Output Texture Pump							
	24C414	Ball Valve Material Shutoff Kit							
PRESIDENT 10:1, 1030 FC SPRAYERS									
GUN HOSE	235490	10:1 President Air Spray Gun							
	235737	1030 FC Hose Kit 3/4 in x 50 ft (19 mm x 15 m) Fluid Hose, 1/2 in x 50 ft (13 mm x 15 m) Air Hose							
TEXSPRAY FASTFINISH SPRAYERS									
GUN HOSE	25D496	FastFinish Pressure-Boosted Hopper Gun			17V694	Nozzle Kit (4 mm, 6 mm, 8 mm) (FastFinish and G-TEX Guns only)			
	25D497	G-TEX Metal Bodied Gravity-Feed Hopper Gun			26A563	3/8 in x 50 ft Non-marking Air Hose			
	17V692	WideTex Kit (w/ adapter, 4 mm, 6 mm, 8 mm W tips) (FastFinish and G-TEX Guns only)			245924	Plastic-Bodied Gravity-Feed Hopper Gun			



		TexSpray RTX 1400si	TexSpray RTX 2000Pi	TexSpray RTX 2500Pi	TexSpray RTX 5000Pi	TexSpray RTX 5000Px	TexSpray RTX 5500Px 240 V	TexSpray GTX 2000ex	TexSpray FastFinish
PERFORMANCE	Max psi (bar)	70 (4.8)	70 (4.8)	100 (6.9)	100 (6.9)	100 (6.9)	100 (6.9)	120 (8.3)	N/A
	Max gpm (lpm)	1.4 (5.3)	2.0 (7.6)	2.5 (9.5)	5.0 (19)	5.0 (19)	5.5 (21)	4.0 (15.1)	N/A
	Motor	1.7 hp	1.7 hp	1.7 hp	2.0 hp	2.0 hp	2.0 hp	N/A	2.0 hp
COMPRESSOR	Compressor Air Output	6.1 cfm at 20 psi .17 m³/min	6.1 cfm at 20 psi .17 m³/min	6.1 cfm at 20 psi .17 m³/min	8.6 cfm at 20 psi .24 m³/min	8.6 cfm at 20 psi .24 m³/min	9.1 cfm at 20 psi .26 m³/min	User Supplied Air Compressor Required Minimum Requirements: 12 cfm at 100 psi.33 m³/min	9.0 cfm at 40 psi .25 m³/min
INCLUDES	Gun	Lightweight Air Spray Trigger	Heavy-Duty Air Spray Trigger	Heavy-Duty Air Spray Trigger	Heavy-Duty Air Spray Trigger	Heavy-Duty Air Spray Trigger	Heavy-Duty Air Spray Trigger	Heavy-Duty Air Spray Trigger	FastFinish Pressure Boosted (Pro Model) G-TEX Gravity-Feed (Standard Model)
	Hose	3/4 in x 25 ft (19 mm x 7.6 m)	1 in x 25 ft (25.4 mm x 7.6 m)	1 in x 25 ft (25.4 mm x 7.6 m)	1 in x 25 ft (25.4 mm x 7.6 m)	1-1/4 in x 25 ft HD (32 mm x 7.6 m)	1-1/4in x 25 ft HD (32 mm x 7.6 m)	1 in x 25 ft (25.4 mm x 7.6 m)	3/8 in x 50 ft Non-Marking Air Hose (Standard and Pro Models)
	Max Hose Length	25 ft (7.6 m)	50 ft (15.2 m)	75 ft (23 m)	100 ft (30 m)	100 ft (30 m)	100 ft (30 m)	100 ft (30 m)	150 ft (46 m)
	Tips	4 mm, 6 mm, 8 mm,10 mm round nozzles	3 mm, 4 mm, 6 mm, 8 mm, 10 mm, 12 mm round nozzles WideTex Adapter with 4 mm, 6 mm, 8 mm, 10 mm, 12 mm XL W tips	3 mm, 4 mm, 6 mm, 8 mm, 10 mm, 12 mm round nozzles WideTex Adapter with 4 mm, 6 mm, 8 mm, 10 mm, 12 mm XL W tips	3 mm, 4 mm, 6 mm, 8 mm, 10 mm,12 mm round nozzles WideTex Adapter with 4 mm, 6 mm, 8 mm, 10 mm, 12 mm XL W tips	3 mm, 4 mm, 6 mm, 8 mm, 10 mm,12 mm round nozzles WideTex Adapter with Hardened 4 mm, 6 mm, 8 mm, 10 mm, 12 mm XL W tips	3 mm, 4 mm, 6 mm, 8 mm, 10 mm, 12 mm round nozzles WideTex Adapter with Hardened 4 mm 6 mm, 8 mm, 10 mm, 12 mm XL W tips	3 mm, 4 mm, 6 mm, 8 mm, 10 mm, 12 mm round nozzles	4 mm, 6 mm, 8 mm nozzles WideTex Adapter with 4 mm, 6 mm, 8 mm tips
DIMENSIONS	Weight lb (kg)	63 (28.5)	70 (31.7)	72 (32.6)	159 (72.1)	163 (73.9)	163 (73.9)	95 (43)	Air Compressor: 68 lbs (27) FastFinish Gun: 4.8 (2.2) G-TEX Gun: 4.1 (1.9)
	Dimensions	20 W x 24 L x 41 H in (51 W x 61 L x 104 H cm)	22 W x 24 L x 41 H in (46W x 56 L x 104 H cm)	22W x 24 L x 41 H in (46W x 56 L x 104 H cm)	23W x 30 L x 41 H in (58W x 76 L x 104 H cm)	23W x 30 L x 41 H in (58W x 76 L x 104 H cm)	23W x 30 L x 41 H in (58 W x 76 L x 104 H cm)	26 W x 27 L x 40 H in (66 W x 88 L x 102 H cm)	15 W x 22 L x 37 H in (38 W x 56 L x 94 H cm)
	Hopper gal (liter)	10 (38)	13 (49)	15 (57)	15 (57)	15 (57)	15 (57)	17 (64)	1.5 (5.7)
MANUALS	Operation	3A3258	3A3258	3A3258	3A3265	3A3265	3A3265	313384	3A5542
	Repair	3A3258	3A3258	3A3258	3A3265	3A3265	3A3265	313385	3A5542
TYPICAL APPLICATIONS	Materials Sprayed	Simulated acoustic and drywall mud	Simulated acoustic and drywall mud	Simulated acoustic and drywall mud	Simulated acoustic and drywall mud	Simulated acoustic, drywall mud, elastomers, deck coatings, and some cement-based materials	Simulated acoustic, drywall mud, elastomers, deck coatings, and some cement-based materials	Simulated acoustic, drywall mud, elastomers, deck coatings, and some cement-based materials	Acoustics, acrylics, drywall mud, elastomeric, deck coatings, fireproofing, waterproofing, cement-based materials
	Surfaces	Residential and light commercial interiors	Residential and light commercial interiors	Residential and light commercial interiors	Residential and light commercial interiors	Residential and commercial exteriors	Residential and commercial exteriors	Residential and commercial exteriors	Residential and commercial interiors and exteriors
MODEL	Part Number	17H572	17H573	17U219	17H575	17H579	17H581	257030	FastFinish Pro: Complete System 25D492 FastFinish Standard: Complete System 25D494 FastFinish CF9 Air Compressor Only: 25D490 FastFinish Pressure-Boosted Gun Only: 25D496 G-TEX Gravity-Feed Gun Only: 25D497



TexSpray T-MAX 6912		
SPECIFICATIONS	Maximum Tip Size	0.071
	Maximum psi (bar)	1000 (69)
	Maximum gpm (lpm)	3.2 (12)
	Motor/Engine	2.0 hp Brushless DC
	Voltage	120V

TYPE		50 FT Air-Assisted w/STX Gun and Hopper	50 FT Airless Model w/Lance and Hopper	100 FT Air-Assisted w/STX Gun and Hopper	100 FT Air-Assisted w/STX Gun, Mixer and Hopper	100 FT Air-Assisted w/STX Gun and 55 Gallon Siphon Set
MODEL	Part Number	17Z283	17X989	17Z284	17Z703	18A556
INCLUDES	T-MAX 6912 Pump Module	●	●	●	●	●
	Hopper	25 Gallon	25 Gallon	25 Gallon	25 Gallon	–
	Gun	STX Air-Assist Texture Trigger Gun	Heavy-Duty Inline Lance	STX Air-Assist Texture Trigger Gun	STX Air-Assist Texture Trigger Gun	STX Air-Assist Texture Trigger Gun
	Hoses	1 in x 50 ft Material Hose 3/4 in x 10 ft Whip Hose	1 in x 50 ft Material Hose 3/4 in x 10 ft Whip Hose	1 in x 100 ft Material Hose 3/4 in x 10 ft Whip Hose	1 in x 100 ft Material Hose 3/4 in x 10 ft Whip Hose	3/4 in x 100 ft Material Hose 3/4 in x 10 ft Whip Hose
	Round Nozzles	4 mm, 6 mm, 8 mm, 10 mm, 12 mm		4 mm, 6 mm, 8 mm, 10 mm, 12 mm	4 mm, 6 mm, 8 mm, 10 mm, 12 mm	4 mm, 6 mm, 8 mm, 10 mm, 12 mm
	Tip(s)	WideTex Adapter with 4 mm, 6 mm, 8 mm, 10 mm, 12 mm XL Hardened Wide Tips	.0651	WideTex Adapter with 4 mm, 6 mm, 8 mm, 10 mm, 12 mm XL Hardened Wide Tips	WideTex Adapter with 4 mm, 6 mm, 8 mm, 10 mm, 12 mm XL Hardened Wide Tips	WideTex Adapter with 4 mm, 6 mm, 8 mm, 10 mm, 12 mm XL Hardened Wide Tips
	Misc.	–	–	–	CM20 Continuous Mixer	55 Gallon Siphon Set



10:1 President		
PERFORMANCE	Max psi (bar)	1000 (70)
	Max gpm (lpm)	3.0 (11)
	Motor	President Air
COMPRESSOR	Compressor Air Output	User Supplied Minimum Air Compressor Rating: 80 cfm at 90 psi for best results
INCLUDES	Gun	Heavy-Duty Air Spray
	Max Hose Length	200 ft (60.7 m)
	Nozzle	6 mm
DIMENSIONS	Weight lbs (kg)	43 (20) Pump Only
	Dimensions	5 L x 5 W x 57 H (18 W x 145 L cm)
MANUALS	CS Models	306402
	SST Models	309489
TYPICAL APPLICATIONS	Materials Sprayed	Smooth to heavily aggregated textures with silica sand, perlite, vermiculite, and polystyrene; smooth, medium, coarse, and extra coarse grade
	Surfaces	Heavy-duty residential and commercial interiors and exteriors
MODEL	Part Number	Carbon Steel Complete – 225886 • Heavy-Duty Air Spray Gun • 6 mm Nozzle • 3/8 in x 25 ft (9.5 mm x 7.5 m) Air Hose • 3/4 in x 25 ft (19 mm x 7.5 m) Air Hose • 3/4 in x 25 ft (19 mm x 7.5 m) High Pressure Material Hose
		Carbon Steel Complete – 225877 SST Complete – 987429 • Heavy-Duty Air Spray Gun • 6 mm Nozzle • 3/8 in x 100 ft (9.5 mm x 30 m) Air Hose • 3/4 in x 25 ft (19 mm x 7.5 m) Air Hose • 3/4 in x 50 ft (19 mm x 15 m) High-Pressure Material Hose • 1 in x 50 ft (25 mm x 15 m) High-Pressure Material Hose
		SST Bare – 954088



		TexSpray HTX 2030 Complete	TexSpray HTX 2030 Complete Plus+	
SPRAYER CONFIGURATIONS	For Spraying	For exterior aggregate and smooth finishes as well as common interior texture finishes, such as orange peel, splatter, knockdown, and simulated acoustic	For exterior aggregate and smooth finishes, as well as common interior texture finishes. Can also airlessly apply the wide range of heavier smooth coatings, Level 5, primers, and paints	
	INCLUDES:			
	High-Output Piston Texture Pump	●	●	
	Texture Gun and 3/4 in (19 mm) Hose	• STX Trigger Gun and 50 ft hose (26C681) • STX Trigger Gun and 100 ft hose (26C682) • FreeFlo Inline Gun and 50 ft hose (258740)	• STX Trigger Gun and 50 ft hose (26C683) • STX Trigger Gun and 100 ft hose (26C684) • FreeFlo Inline Gun and 50 ft hose (258741)	
	55-Gallon Suction Set	●	●	
	Fine Finish Kit with 1/8 in, 1/4 in, 5/16 in, and 3/8 in Nozzles	●	●	
	4, 6, 8, 10 mm Nozzles	●	●	
	RAC X LTX 671 Airless Tip	●	●	
	MaxLife Endurance High Pressure Airless Pump	Optional (Pump Kit 24B140)	●	
	3/8 in x 50 ft (9.5 mm x 15 m) Blue-Max II Hose and 3 ft (1 m) Whip Hose	N/A	●	
RAC X LTX 643 Airless Tip	N/A	●		
		High-Output Texture Pump	With High-Output Texture Pump	With MaxLife Endurance High-Pressure Pump
TECHNICAL SPECIFICATIONS	Maximum Tip Size	0.071	0.071	0.048
	Maximum gpm (lpm)	3.0 (11)	3.0 (11)	2.2 (8.3)
	Maximum psi (bar)	1000 (70)	1000 (70)	3300 (227)
	Honda Engine cc (hp at 3600 rpm)	200 (6.5)	200 (6.5)	
	Compressor	User-supplied air compressor required for some texture finishes. Minimum air compressor rating 25 cfm at 90 psi (708 lpm at 6.2 bar) for best results	User-supplied air compressor required for some texture finishes. Minimum air compressor rating 25 cfm at 90 psi (708 lpm at 6.2 bar) for best results	
	Weight lbs (kg)	155 (70)	155 (70)	150 (68)
	PUMP:			
	Intake	QuikAccess	QuikAccess	QuikAccess
	Rod	Hard Chrome	Hard Chrome	Chromex
	Sleeve	Hard Chrome	Hard Chrome	MaxLife
	Packings	HD Poly	HD Poly	V-Max Blue

4

		Mark IV HD
SPECIFICATIONS	Maximum Tip Size	0.033
	Maximum psi (bar)	3300 (227)
	Maximum gpm (lpm)	1.10 (4.1)
	Motor/Engine	MaxPower 2.2 hp Brushless DC
	Control	SmartControl 3.0
	Weight lb (kg)	108 (49)
	Compressor Air Output	Compressor and Air Atomizer Kit required for some texture finishes



SERIES TYPE		STANDARD	PROCONTRACTOR
MODEL	Part Number	17E603	17E604
INCLUDES	BlueLink	●	●
	Gun	Flex Plus	Flex Plus
	Hose	3/8 in x 50 ft (9.5 mm x 15 m) BlueMax II Airless Hose	3/8 in x 50 ft (9.5 mm x 15 m) BlueMax II Airless Hose
	Tip(s)	RAC X LTX 425	RAC X LTX 425
	Filter	60 Mesh Easy Out	60 Mesh Easy Out
PUMP	Type	QuikChange System	ProConnect 2
	Rod	Chromex	MaxLife w/ Vortex
	Sleeve	Hardened SST	MaxLife
	MaxFlo 2	●	●
ADDITIONAL SERIES FEATURES		↗	QuikReel
		FastFlush 2	FastFlush 2
		↗	↗
		WatchDog	WatchDog
		↗	Crushproof Inlet Strainer
MANUAL	Operation	3A6342	3A6342
	Parts	3A6342	3A6342
TYPICAL APPLICATIONS	Materials Sprayed	Oil-based coatings, enamels, latex, block-fillers, elastomerics, epoxies, drywall mud, and other high-build materials	Oil-based coatings, enamels, latex, block-fillers, elastomerics, epoxies, drywall mud, and other high-build materials
	Surfaces	Medium to large residential and commercial interiors and exteriors	Medium to large residential and commercial interiors and exteriors

5

		Mark V HD
SPECIFICATIONS	Maximum Tip Size	0.039
	Maximum psi (bar)	3300 (227)
	Maximum gpm (lpm)	1.35 (5.1)
	Motor/Engine	MaxPower 2.8 hp Brushless DC
	Control	SmartControl 3.0
	Weight lb (kg)	135 (61)
	Compressor Air Output	Compressor and Air Atomizer Kit required for some texture finishes



SERIES TYPE		STANDARD	PROCONTRACTOR	IRONMAN
MODEL	Part Number	17E605	17E606 (Canada) 17E628	17E607
INCLUDES	BlueLink	●	●	●
	Gun	Heavy-Duty Blue Texture	Heavy-Duty Blue Texture	Heavy-Duty Blue Texture
	Hose	3/8 in x 50 ft (9.5 mm x 15 m) BlueMax II Airless Hose	3/8 in x 50 ft (9.5 mm x 15 m) BlueMax II Airless Hose	3/8 in x 50 ft (9.5 mm x 15 m) BlueMax II Airless Hose
	Tip(s)	RAC X LTX 427 and 531	RAC X LTX 427 and 531	RAC X LTX 427 and 531
	Filter	60 Mesh Easy Out	60 Mesh Easy Out	60 Mesh Easy Out
PUMP	Type	QuikChange System	ProConnect 2	ProConnect 2
	Rod	Chromex	MaxLife w/ Vortex	MaxLife Extreme w/ Vortex
	Sleeve	Hardened SST	MaxLife	MaxLife
	MaxFlo 2	●	●	●
ADDITIONAL SERIES FEATURES		↗	QuikReel	↗
		FastFlush 2	FastFlush 2	FastFlush 2
		↗	↗	Flat Proof Tires
		WatchDog	WatchDog	WatchDog
		↗	Crushproof Inlet Strainer	Crushproof Inlet Strainer
MANUAL	Operation	3A6342	3A6342	3A6342
	Parts	3A6342	3A6342	3A6342
TYPICAL APPLICATIONS	Materials Sprayed	Oil-based coatings, enamels, latex, block-fillers, elastomerics, epoxies, drywall mud, and other high-build materials	Oil-based coatings, enamels, latex, block-fillers, elastomerics, epoxies, drywall mud, and other high-build materials	Oil-based coatings, enamels, latex, block-fillers, elastomerics, epoxies, drywall mud, and other high-build materials
	Surfaces	Medium to large residential and commercial interiors and exteriors	Medium to large residential and commercial interiors and exteriors	Large commercial and industrial interiors and exteriors

Mark X HD 240 V

		Mark X HD 240 V
SPECIFICATIONS	Maximum Tip Size	0.045
	Maximum psi (bar)	3300 (227)
	Maximum gpm (lpm)	2.10 (7.9)
	Motor/Engine	MaxPower 4.0 hp Brushless DC
	Control	SmartControl 3.0
	Weight lb (kg)	142 (64)
	Compressor Air Output	Compressor and Air Atomizer Kit required for some texture finishes



SERIES TYPE		STANDARD	PROCONTRACTOR
MODEL	Part Number	17E608	17E609
INCLUDES	BlueLink	●	●
	Gun	Inline Heavy-Duty Texture	Inline Heavy-Duty Texture
	Hose	1/2 in x 50 ft (13 mm x 15 m) BlueMax II Airless Hose	1/2 in x 50 ft (13 mm x 15 m) BlueMax II Airless Hose
	Tip(s)	RAC X LTX 531 and 541	RAC X LTX 531 and 541
	Filter	60 Mesh Easy Out	60 Mesh Easy Out
PUMP	Type	QuikChange System	ProConnect 2
	Rod	Chromex	MaxLife w/ Vortex
	Sleeve	Hardened SST	MaxLife
	MaxFlo 2	●	●
ADDITIONAL SERIES FEATURES		—	QuikReel
		—	—
		—	—
		WatchDog	WatchDog
		—	Crushproof Inlet Strainer
MANUAL	Operation	3A6342	3A6342
	Parts	3A6342	3A6342
TYPICAL APPLICATIONS	Materials Sprayed	Oil-based coatings, enamels, latex, block-fillers, elastomerics, epoxies, drywall mud, and other high-build materials	Oil-based coatings, enamels, latex, block-fillers, elastomerics, epoxies, drywall mud, and other high-build materials
	Surfaces	Large residential and commercial interiors and exteriors	Large residential and commercial interiors and exteriors

		GMAX II 5900 HD			GMAX II 7900 HD
SPECIFICATIONS	Maximum Tip Size	0.043			0.048
	Maximum psi (bar)	3300 (227)			3300 (227)
	Maximum gpm (lpm)	1.60 (6.0)			2.20 (8.3)
	Motor/Engine	Honda 200 cc (6.5 hp)			Honda 200 cc (6.5 hp)
	Control	SmartControl 3.0			SmartControl 3.0
	Weight lb (kg)	147 (67)			159 (72)
	Compressor Air Output	Compressor and Air Atomizer Kit required for some texture finishes			Compressor and Air Atomizer Kit required for some texture finishes



SERIES TYPE		STANDARD	PROCONTRACTOR
MODEL	Part Number	17E839	17E840
INCLUDES	Gun	Heavy-Duty Blue Texture	Heavy-Duty Blue Texture
	Hose	3/8 in x 50 ft (9.5 mm x 15 m) BlueMax II Airless Hose	3/8 in x 50 ft (9.5 mm x 15 m) BlueMax II Airless Hose
	Tip(s)	RAC X LTX 427 and 531	RAC X LTX 427 and 531
	Filter	60 Mesh Easy Out	60 Mesh Easy Out
PUMP	Type	QuikChange System	ProConnect 2
	Rod	Chromex	MaxLife w/Vortex
	Sleeve	Hardened SST	MaxLife
MaxFlo 2		●	●
ADDITIONAL SERIES FEATURES		–	QuikReel
		–	Crushproof Inlet Strainer
		–	LED Display
		–	WatchDog
		–	–
MANUAL	Operation	3A6400	3A6400
	Parts	3A6417	3A6417
TYPICAL APPLICATIONS	Materials Sprayed	Oil-based coatings, enamels, latex, block-fillers, elastomerics, epoxies, drywall mud, other high-build materials	Oil-based coatings, enamels, latex, block-fillers, elastomerics, epoxies, drywall mud, other high-build materials
	Surfaces	Medium to large residential and commercial interiors and exteriors	Medium to large residential and commercial interiors and exteriors

STANDARD	PROCONTRACTOR	IRONMAN
17E841	17E842	17E843
Heavy-Duty Blue Texture	Heavy-Duty Blue Texture	Heavy-Duty Blue Texture
3/8 in x 50 ft (9.5 mm x 15 m) BlueMax II Airless Hose	3/8 in x 50 ft (9.5 mm x 15 m) BlueMax II Airless Hose	3/8 in x 50 ft (9.5 mm x 15 m) BlueMax II Airless Hose
RAC X LTX 427 and 531	RAC X LTX 427 and 531	RAC X LTX 427 and 531
60 Mesh Easy Out	60 Mesh Easy Out	60 Mesh Easy Out
QuikChange System	ProConnect 2	ProConnect 2
MaxLife	MaxLife w/Vortex	MaxLife Extreme w/Vortex
MaxLife	MaxLife	MaxLife
●	●	●
–	QuikReel	–
–	Crushproof Inlet Strainer	Crushproof Inlet Strainer
–	LED Display	LED Display
–	WatchDog	WatchDog
–	–	Flat Proof Tires
3A6400	3A6400	3A6400
3A6417	3A6417	3A6417
Oil-based coatings, enamels, latex, block-fillers, elastomerics, epoxies, drywall mud, other high-build materials	Oil-based coatings, enamels, latex, block-fillers, elastomerics, epoxies, drywall mud, other high-build materials	Oil-based coatings, enamels, latex, block-fillers, elastomerics, epoxies, drywall mud, other high-build materials
Large residential and commercial interiors and exteriors	Large residential and commercial interiors and exteriors	Large commercial and industrial interiors and exteriors

		DutyMax GH 230 HD Convertible			DutyMax GH 300 HD
SPECIFICATIONS	Maximum Tip Size	0.053			0.057
	Maximum psi (bar)	3300 (227)			3300 (227)
	Maximum gpm (lpm)	2.35 (8.9) Gas Engine / 1.10 (4.2) Electric Motor			3.0 (11.4)
	Motor/Engine	Honda 200 cc (6.5 hp)			Honda 270 cc (9.0 hp)
	Control	–			–
	Weight lb (kg)	203 (92)			218 (99)
	Compressor Air Output	Compressor and Air Atomizer Kit required for some texture finishes			Compressor and Air Atomizer Kit required for some texture finishes



SERIES TYPE		STANDARD	PROCONTRACTOR
MODEL	Part Number	24W943* Gas Only 24W944* Gas and 120 V Electric (non-CSA) 24W945* Gas and 120 V Electric (CSA)	24W962* Gas Only 24W963* Gas and 120 V Electric (non-CSA) 24W964* Gas and 120 V Electric (CSA)
INCLUDES	Gun	Heavy-Duty Blue Texture	Heavy-Duty Blue Texture
	Hose	3/8 in x 50 ft (9.5 mm x 15 m) BlueMax II Airless Hose 1/4 in x 3 ft (6.4 mm x 0.9 m) BlueMax II Whip Hose	3/8 in x 100 ft (9.5 mm x 30 m) BlueMax II Airless Hose 1/4 in x 3 ft (6.4 mm x 0.9 m) BlueMax II Whip Hose
	Tip(s)	RAC X LTX 427 and 531	RAC X LTX 427 and 531
	Filter	60 Mesh Easy Out	60 Mesh Easy Out
PUMP	Type	QuikChange System	ProConnect 2
	Rod	Hard Chrome	Hard Chrome
	Sleeve	Hardened SST	MaxLife
MaxFlo		●	●
ADDITIONAL SERIES FEATURES		–	QuikReel
		–	Crushproof Inlet Strainer
		–	–
		–	–
		–	–
TYPICAL APPLICATIONS	Materials Sprayed	Oil-based coatings, enamels, latex, block-fillers, elastomerics, epoxies, drywall mud, and other high-build materials	Oil-based coatings, enamels, latex, block-fillers, elastomerics, epoxies, drywall mud, and other high-build materials
	Surfaces	Medium to large residential and commercial interiors and exteriors	Medium to large residential and commercial interiors and exteriors

STANDARD	PROCONTRACTOR
Honda 24W967 Vanguard 24W967V*	Honda 24W968 Vanguard 24W968V*
Inline Heavy-Duty Texture	Inline Heavy-Duty Texture
1/2 in x 50 ft (13 mm x 15 m) BlueMax II Airless Hose 3/8 in x 12 ft (9.5 mm x 3.7 m) BlueMax II Whip Hose	1/2 in x 100 ft (13 mm x 30 m) BlueMax II Airless Hose 3/8 in x 12 ft (9.5 mm x 3.7 m) BlueMax II Whip Hose
RAC X LTX 643 and WideRAC 1239	RAC X LTX 643 and WideRAC 1239
60 Mesh Easy Out	60 Mesh Easy Out
QuikChange System	ProConnect 2
Hard Chrome	Hard Chrome
Hardened SST	MaxLife
●	●
–	QuikReel
–	Crushproof Inlet Strainer
–	–
–	–
–	–
Oil-based coatings, enamels, latex, block-fillers, elastomerics, epoxies, drywall mud, and other high-build materials	Oil-based coatings, enamels, latex, block-fillers, elastomerics, epoxies, drywall mud, and other high-build materials
Medium to large residential and commercial interiors and exteriors	Medium to large residential and commercial interiors and exteriors

*CARB APPROVED



SPRAY WITH CONFIDENCE

Industry-Leading Warranty Protection

Behind every Graco sprayer is the industry's strongest warranty. You may never need to use Graco's warranty — but if you do, we will be there.

3-YEAR HONDA ENGINE WARRANTY*

If the engine fails from normal use, Honda will replace it under warranty for the original owner for 3 years.

LIFETIME DRIVETRAIN WARRANTY (GMAX only)

If the drivetrain fails from normal use, we'll replace it under warranty for the original owner for the life of the sprayer.

30-DAY "JUST ADD PAINT" REPLACEMENT GUARANTEE*

Dissatisfied? Simply return the sprayer to the place you bought it within 30 days. They'll either exchange it for an identical sprayer or you can trade up to a larger sprayer at an additional cost.

3-YEAR WARRANTY*

Coverage against defects in materials and workmanship on the entire sprayer.

DOWNTIME ELIMINATOR PROGRAM*

Part needed for a warranty repair not in stock at your distributor? Get FREE next business day air freight delivery when distributor orders the part by 2 p.m. CT.

CONVENIENT SERVICE

Graco offers more than 5,500 authorized distributor locations in North America and over 700 locations to administer warranty repair.

*NORTH AMERICA ONLY. See your local Graco Distributors for country specifics. See printed product warranty for complete warranty terms and conditions.



Finish Every Job, Every Time

Downtime is costly. With the Endurance Advantage Program, you'll never need to worry about it again. Depending on the sprayer you purchase:

Receive up to 70% OFF the list price of an Endurance Pump.

Follow the registration instructions included with your sprayer.



Every Graco purchase comes with A+ Customer Service.

Questions?
Call (844) 241-9499

For more information visit graco.com/contractor

©2020 Graco Inc. 344382 Rev. E 9/22 All written and visual data contained in this document are based on the latest product information available at the time of publication. Graco reserves the right to make changes at any time without notice. Trademarks are referenced herein for identification purposes only. All trademarks are the property of their respective owners. Product covered by issued and pending patents, see graco.com/patents